

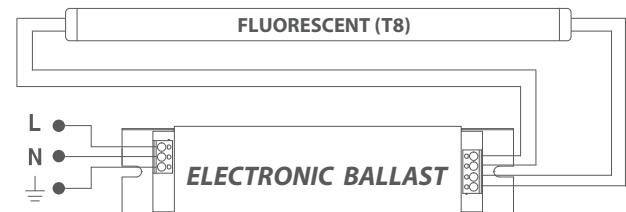
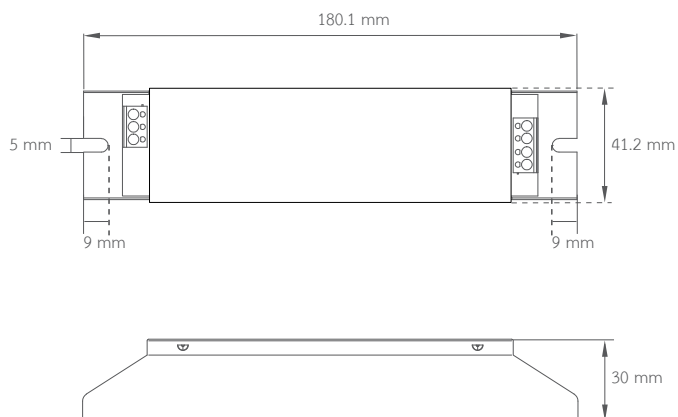


TIS.1955-2551

# ELECTRONIC BALLASTS

## EBX-Series (*Instant Start*)

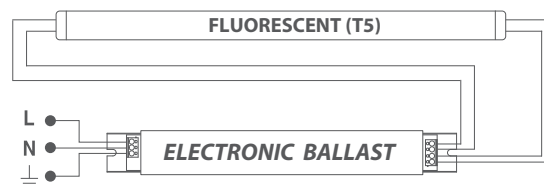
Model	Lamp	Input voltage	Input frequency	Input current	Power factor	THDi	Maximum case temperature	Maximum lamp cable length	Weight
EBX-1801	1 x 18 W (T8)	220 Vac	50 Hz	0.100 A	> 0.90	< 15%	90°C	1.5 m	0.22 kg
EBX-3001	1 x 30 W (T8)	220 Vac	50 Hz	0.160 A	> 0.90	< 15%	90°C	1.5 m	0.22 kg
EBX-3201	1 x 32 W (T8)	220 Vac	50 Hz	0.165 A	> 0.95	< 10%	90°C	1.5 m	0.22 kg
EBX-3601	1 x 36 W (T8)	220 Vac	50 Hz	0.170 A	> 0.95	< 10%	90°C	1.5 m	0.22 kg



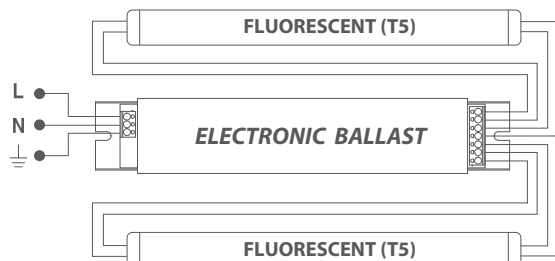
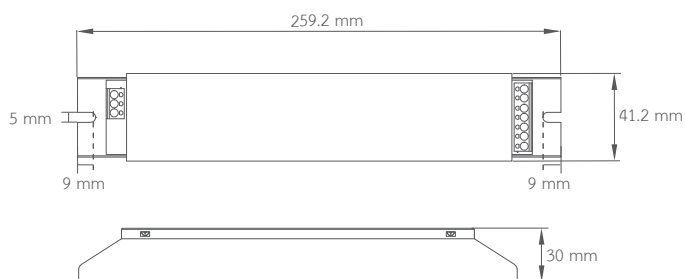
EBX-1801 / EBX-3001 / EBX-3201 / EBX-3601

# EBZ-Series (T5 - Programmed Start)

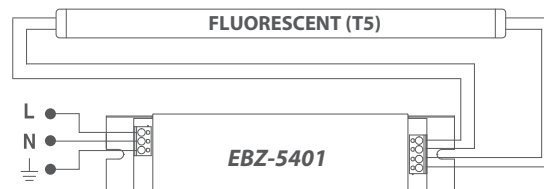
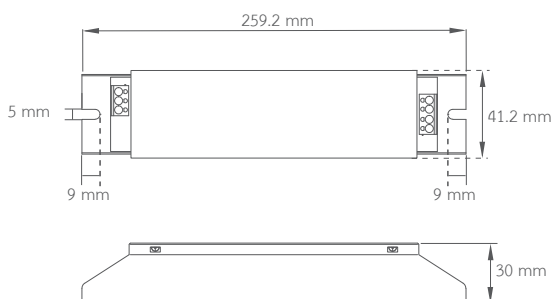
Model	Lamp	Input voltage	Input frequency	Input current	Power factor	THDi	Maximum case temperature	Maximum lamp cable length	Weight
EBZ-1401	1 x 14 W (T5)	220 Vac	50 Hz	0.075 A	> 0.95	< 15%	90°C	1.5 m	0.23 kg
EBZ-1402	2 x 14 W (T5)	220 Vac	50 Hz	0.150 A	> 0.95	< 10%	90°C	1.5 m	0.32 kg
EBZ-2801	1 x 28 W (T5)	220 Vac	50 Hz	0.145 A	> 0.97	< 10%	90°C	1.5 m	0.23 kg
EBZ-2802	2 x 28 W (T5)	220 Vac	50 Hz	0.290 A	> 0.97	< 10%	90°C	1.5 m	0.32 kg
EBZ-5401	1 x 54 W (T5)	220 Vac	50 Hz	0.280 A	> 0.98	< 10%	70°C	1.5 m	0.36 kg
EBZ-5402	2 x 54 W (T5)	220 Vac	50 Hz	0.550 A	> 0.99	< 10%	70°C	1.5 m	0.40 kg



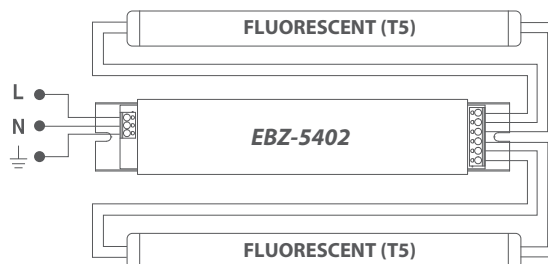
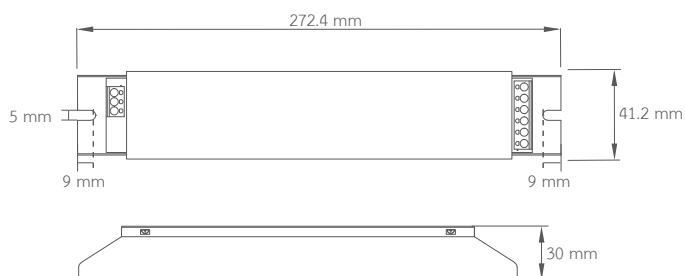
EBZ-1401 / EBZ-2801



EBZ-1402 / EBZ-2802



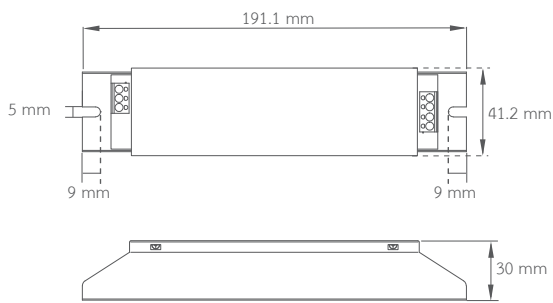
EBZ-5401



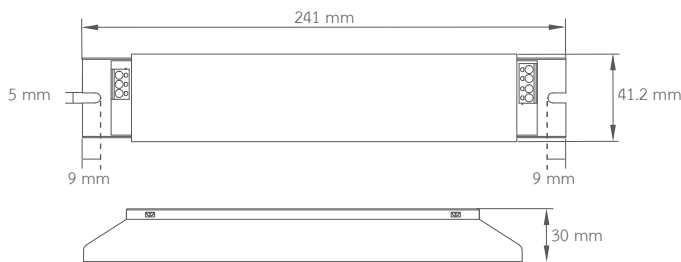
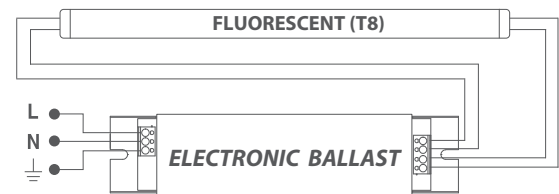
EBZ-5402

# EBZ-Series (T8 / T10 - Instant Start)

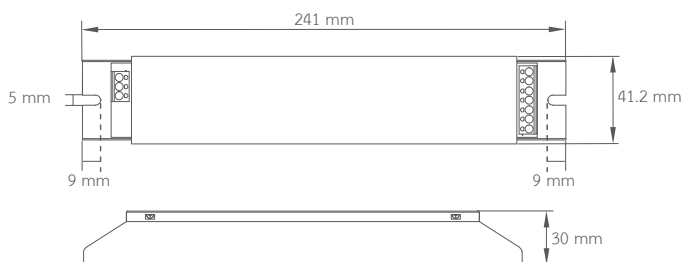
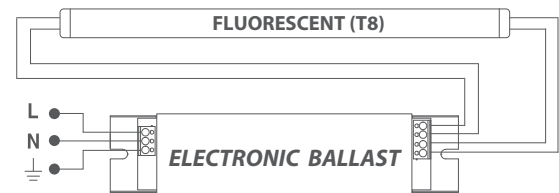
Model	Lamp	Input voltage	Input frequency	Input current	Power factor	THDi	Maximum case temperature	Maximum lamp cable length	Weight
EBZ-1801TP	1 x 18 W (T8)	220 Vac	50 Hz	0.090 A	> 0.95	< 10%	90°C	1.5 m	0.23 kg
EBZ-1802TP	2 x 18 W (T8)	220 Vac	50 Hz	0.175 A	> 0.95	< 10%	90°C	1.5 m	0.31 kg
EBZ-3002TP	2 x 30 W (T8)	220 Vac	50 Hz	0.155 A	> 0.97	< 10%	90°C	1.5 m	0.31 kg
EBZ-3201TP	1 x 32 W (T8)	220 Vac	50 Hz	0.155 A	> 0.98	< 10%	90°C	1.5 m	0.23 kg
EBZ-3202TP	2 x 32 W (T8)	220 Vac	50 Hz	0.310 A	> 0.98	< 10%	90°C	1.5 m	0.31 kg
EBZ-3601TP	1 x 36 W (T8)	220 Vac	50 Hz	0.165 A	> 0.98	< 10%	90°C	1.5 m	0.23 kg
EBZ-3602TP	2 x 36 W (T8)	220 Vac	50 Hz	0.340 A	> 0.98	< 10%	90°C	1.5 m	0.31 kg
EBZ-5801TP	1 x 58 W (T8)	220 Vac	50 Hz	0.290 A	> 0.97	< 10%	90°C	1.5 m	0.31 kg
EBZ-7001TP	1 x 70 W (T8)	220 Vac	50 Hz	0.340 A	> 0.98	< 10%	90°C	1.5 m	0.31 kg
EBZ-4002TP	2 x 40 W (T10)	220 Vac	50 Hz	0.370 A	> 0.98	< 10%	90°C	1.5 m	0.31 kg



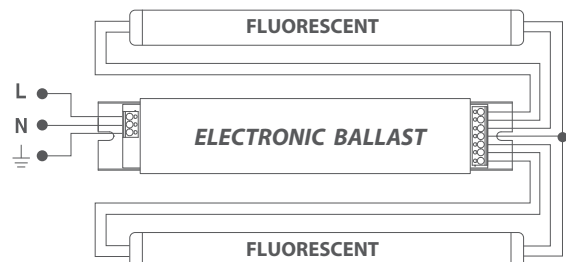
EBZ-1801TP / EBZ-3201TP / EBZ-3601TP



EBZ-5801TP / EBZ-7001TP

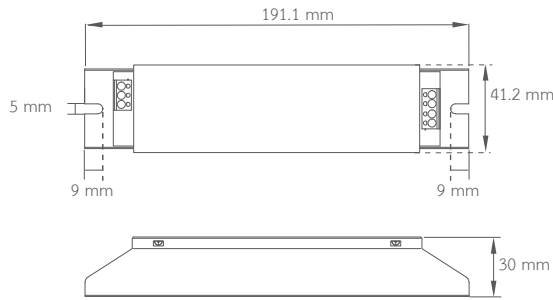


EBZ-1802TP / EBZ-3002TP / EBZ-3202TP / EBZ-3602TP / EBZ-4002TP

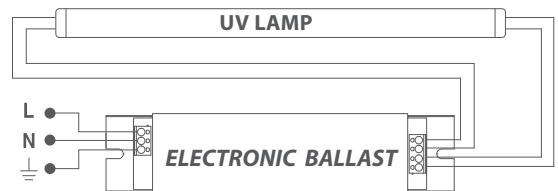


# UV-Series (Programmed Start)

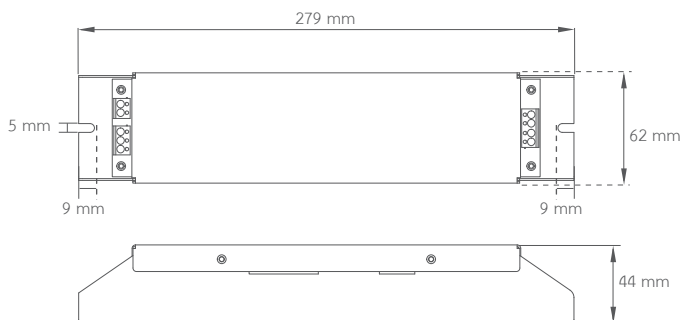
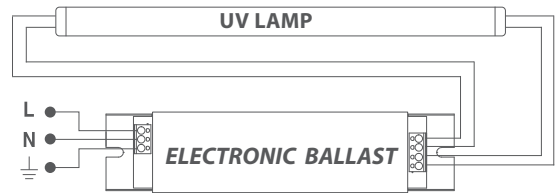
Model	Lamp	Input voltage	Input frequency	Input current	Power factor	THDi	Maximum case temperature	Maximum lamp cable length	Weight
UV-15W	1 x 15 W (UV)	220 Vac	50 Hz	0.085 A	> 0.95	< 10%	60°C	1.5 m	0.23 kg
UV-30W	1 x 30 W (UV)	220 Vac	50 Hz	0.160 A	> 0.98	< 10%	60°C	1.5 m	0.23 kg
UV-39W	1 x 39 W (UV)	220 Vac	50 Hz	0.190 A	> 0.98	< 10%	60°C	1.5 m	0.29 kg
UV-50W	1 x 50 W (UV)	220 Vac	50 Hz	0.250 A	> 0.98	< 10%	60°C	1.5 m	0.34 kg
UV-75W	1 x 75 W (UV)	220 Vac	50 Hz	0.350 A	> 0.98	< 10%	70°C	1.5 m	0.34 kg
UV-110W	1 x 110 W (UV)	220 Vac	50 Hz	0.540 A	> 0.99	< 10%	90°C	1.5 m	0.81 kg



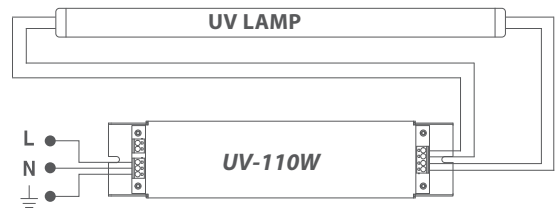
UV-15W / UV-30W / UV-39W



UV-50W / UV-75W

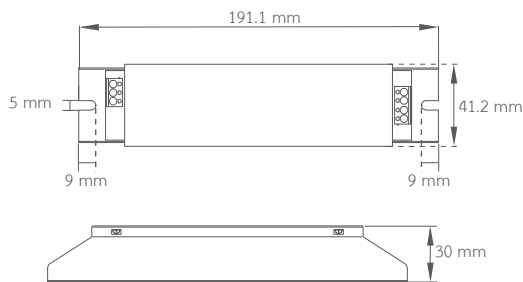


UV-110W

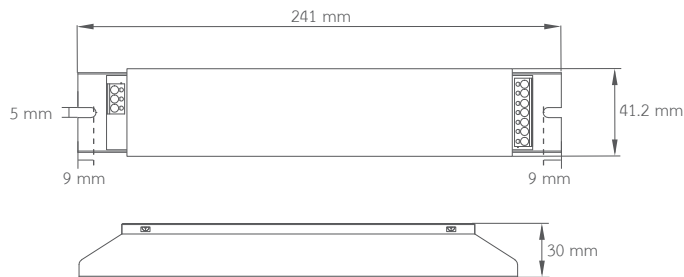


## EBZ-Series (PL - Instant Start)

Model	Lamp	Input voltage	Input frequency	Input current	Power factor	THDi	Maximum case temperature	Maximum lamp cable length	Weight
EBZ-1801PL	1 x 18 W (PL)	220 Vac	50 Hz	0.100 A	> 0.95	< 10%	90°C	1.5 m	0.23 kg
EBZ-2602PL	2 x 26 W (PL)	220 Vac	50 Hz	0.260 A	> 0.98	< 10%	90°C	1.5 m	0.31 kg
EBZ-4202PL	2 x 42 W (PL)	220 Vac	50 Hz	0.390 A	> 0.98	< 10%	90°C	1.5 m	0.31 kg



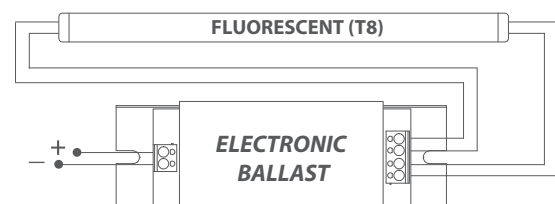
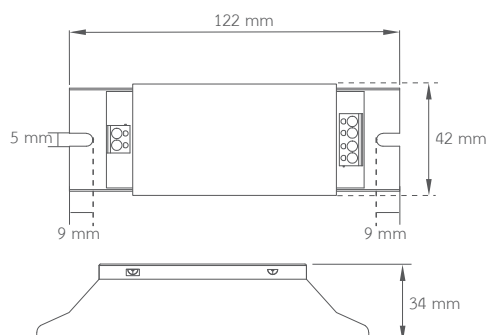
EBZ-1801PL



EBZ-2602PL / EBZ-4202PL

## DC-Series (Instant Start)

Model	Lamp	Input voltage	Input current	Maximum case temperature	Maximum lamp cable length	Weight
DC-1220	1 x 18 W (T8)	12 Vdc	1.50 A	90°C	1.5 m	0.17 kg
DC-1236	1 x 36 W (T8)	12 Vdc	3.00 A	90°C	1.5 m	0.17 kg
DC-2420	1 x 18 W (T8)	24 Vdc	0.75 A	90°C	1.5 m	0.17 kg
DC-2436	1 x 36 W (T8)	24 Vdc	1.50 A	90°C	1.5 m	0.17 kg



DC-1220 / DC-1236 / DC-2420 / DC-2436